Dom & Hyo

Welcome to the Weekly Vocabulary Guide!

In this first lesson, we will be introducing you to vocabulary related to periods of time. This is a great wa to start since these are words that you will use and hear very often.

Before we get into the guide, let's talk about a few things that you will encounter with your lessons.

Anki Cards

Anki is a very popular and useful flashcard program. It is available for free on PC and Mac, however, you will need to pay if you want to use the mobile app. If you prefer to just stay on PC, that's perfectly fine, but the price (24.99) for the mobile app is well worth it since you will also be able to review your words on the go.

Each lesson in this course will come with premade Anki cards that you can simply import into your Anki account and use immediately. Flashcards have been proven to be very useful in remembering and studying vocabulary.

Word Lists

Every lesson in this course will also come with a word list that features all the words from that lesson. This word list will be in the form of a simple PDF that you can print out and carry around, or you can simply save it to your phone or tablet for easy viewing. This is useful for quick review and to keep the words fresh in your mind.

Answer Keys

There are exercises at the end of each lesson, and answer keys will be provided for these.

Support from us

Finally, if there are any questions about any lessons in this course that you need help with or need a bit more understanding on, simply email us Monday-Friday from 9am-5pm (Seoul time).

We may be getting a lot of emails to respond to, but we will try to respond as quickly as possible. Also, while we are here to help, please try not to abuse the system with floods of emails ☺

Also, we will be constantly refining and improving this course as we get feedback. Whenever we update the course, you will be emailed the updated course free of charge with this purchase.

Suggestions for retaining what you've learned

Learning a new language can be hard, so here are some suggestions for retaining and following up what you've learned.

- Commit yourself to listening, reading, speaking, or writing in Korean for at least 10-15 minutes a day. More if you want to get even better.
- Read this lesson again and listen to the audio multiple times. Try to follow along and say the words.
- Try reading an article from Kids Dong-a and see what words you can recognize. Keep a dictionary nearby to look up new words you don't know
- Listen to a Korean song and follow along with the lyrics and translation
- Watch a Korean TV show and try to pick out words you recognize
- Find your own method! Everyone is different and some methods that work for some, might not work for others.

Ready? Let's start!

Lesson 1: Periods of Time

Welcome to lesson 1 in this vocabulary course! For this lesson, we are going to be learning words for periods of time like days, months, years, telling time, and so on. Learning these periods of time will prove to be helpful as these are words you will use very frequently.

Days

Let's begin with the days of the week. Much like English, each day of the week ends in '요일' which simply means day of the week.

(Track 1-1)

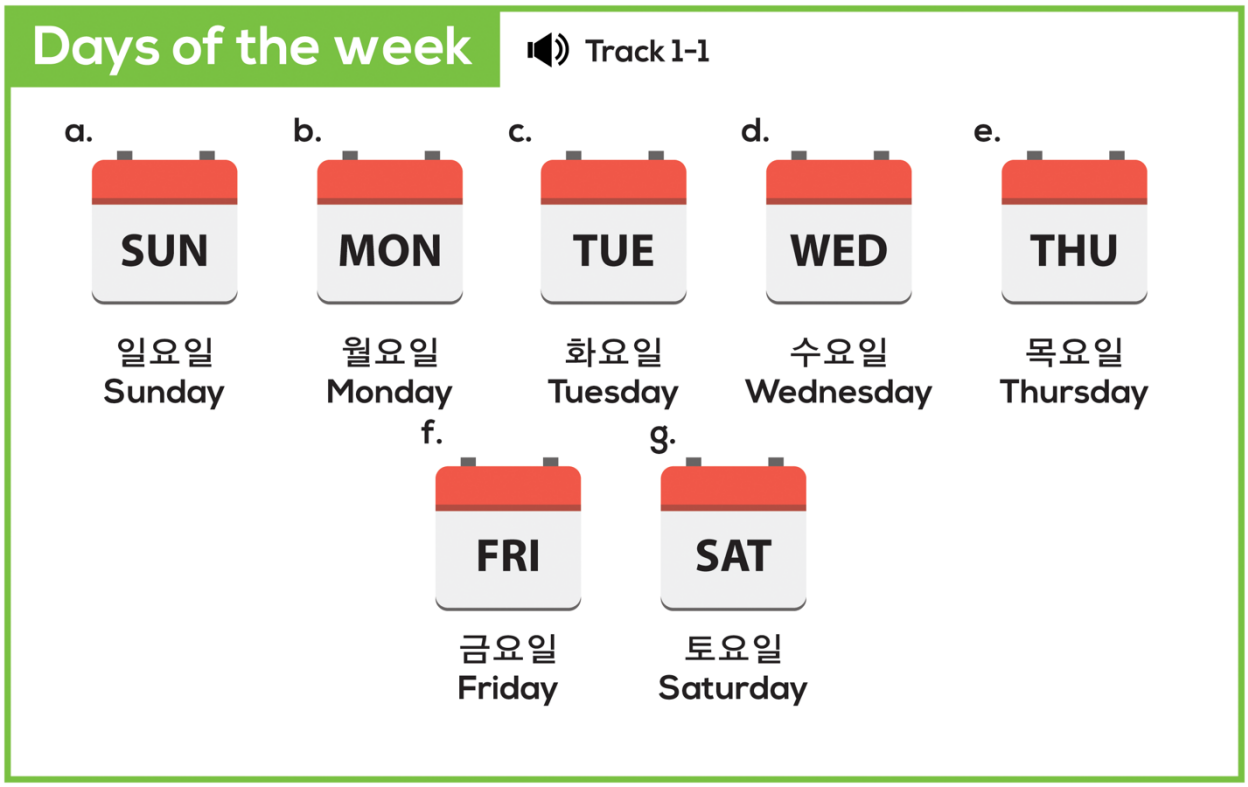

Text:

a. 일요일	Sunday
b. 월요일	Monday
c. 화요일	Tuesday
d. 수요일	Wednesday
e. 목요일	Thursday
f. 금요일	Friday
g. 토요일	Saturday

The words that are attached to '요일' are based on Chinese characters that each represent a meaning in nature. Let's take a look at the Chinese characters and meanings.

Day	Hanja	Meaning
일	日	sun/day
월	月	moon
화	火	fire
수	水	water
목	木	tree/wood
금	金	gold/metal
토	土	Earth

Even though you will probably never use Hanja, as you get more advanced in your Korean studies, knowing the hanja for lots of words will help you understand the language more and help you with learning it. Also know that the words for the days are not used on their own in Korean. For example, you wouldn't use '수' for the word water. You would still use '물'.

Months

Next, let's talk about the words for months. Each month is referred to using Sino Korean numbers.

Let's take a look:

(Track 1-2)

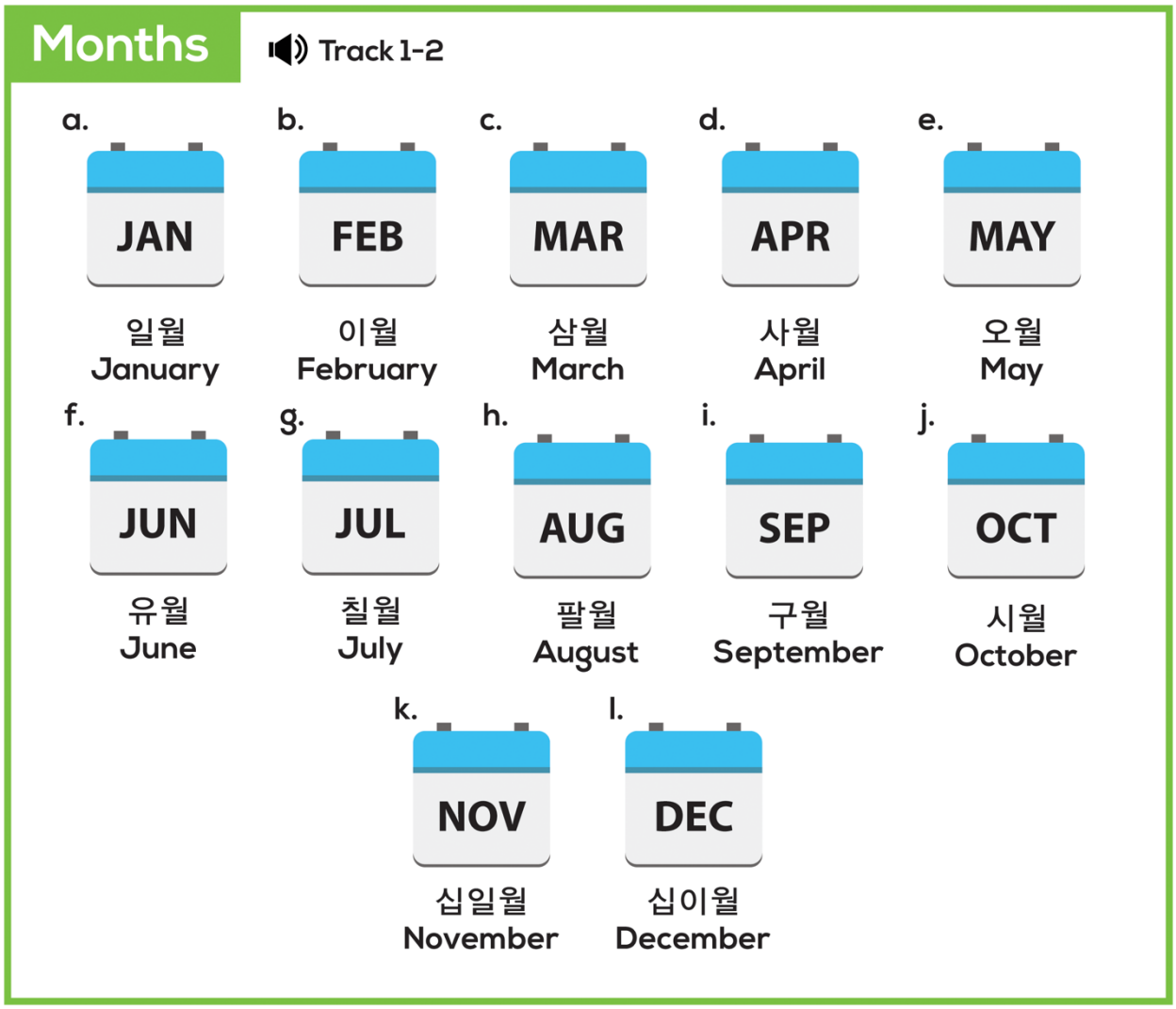

Text:

a. 일월	January
b. 이월	February
c. 삼월	March
d. 사월	April

e. 오월	May
f. 유월	June
g. 칠월	July
h. 팔월	August
i. 구월	September
j. 시월	October
k. 십일월	November
l. 십이월	December

Each month has the word '월' attached to it, which means you really just have to memorize the Sino numbers from 1-12, and you will instantly know the months of the year as well. Let's break down the Sino Korean numbers 1-12 to make it easier to understand:

일 = 1
이 = 2
삼 = 3
사 = 4
오 = 5
육 = 6
칠 = 7
팔 = 8
구 = 9
십 = 10
십일 = 11
십이 = 12

The only notable exceptions to this would be June and October. These months have had the final consonant removed to make pronouncing the month a bit easier.

Example:

육 = 6, but for June, 육 > 유
십 = 10, but for October, 십 > 시

Now keep in mind that there are two words for month, 월 and 달. The difference? 월 is used with Sino Korean numbers and 달 is used with native Korean numbers. There will be a lesson in this course on numbers, so if you're not completely familiar with them now, don't worry about it.

If you want to say the day of the month, you would also use Sino Korean numbers and add '일' (day) to the end of the number. So how we would say July 4th? Like so:

칠월 사일

How about December 10th?

십이월 십일

We will do some more practice with these later.

Last, Next, etc.

Next, let's talk about periods of time like last week, yesterday, tomorrow, and so on.

Let's begin with days (next page)

🔊 (Track 1-3)

Dom & Hyo

Last, Next, etc.

Track 1-3 = Today

a.

어제
yesterday

b.

오늘
today

c.

내일
tomorrow

d.

모레
day after tomorrow

e.

하루 종일
all day long

f.

매일
everyday

g.

며칠
a few days

h.

엊그제
a few days ago

i.

그저께
day before yesterday

Track 1-4 = This week

주
week

지난주
last week

지 지난주
week before last

이번주
this week

다음주
next week

다 다음주
week after next

주말
weekend

평일
weekdays

매주
every week

Track 1-5

지난달
last month

이번달
this month

다음달
next month

매달
every month

Track 1-7



하루
one day

이틀
two days

사흘
three days

나흘
four days

닷새
five days

Text:

a. 어제	yesterday
b. 오늘	today
c. 내일	tomorrow
d. 모레	the day after tomorrow
e. 하루 종일	all day long
f. 매일	everyday
g. 며칠	a few days
h. 엊그제	a couple days ago
i. 그저께	the day before yesterday

How about weeks?

(Track 1-4)

a. 주	week
b. 지난주	last week
c. 지 지난주	the week before last week
d. 이번주	this week
e. 다음주	next week
f. 다 다음주	the week after next week
g. 주말	weekend
h. 평일	weekdays
i. 매주	every week

And finally, months

🔊 (Track 1-5)

a. 지난달	last month
b. 이번달	this month
c. 다음달	next month
d. 매달	every month

There are more terms for referring to different parts of the month, but for now, let's stick with the basics because you more than likely will never use the other ones or need to know them.

You also may notice the words 지난 (last), 이번 (this, current), 다음 (next), and 매(every). If you can remember the words for week and month, you can just add the words above for their respective meanings.

Now earlier, we briefly talked about counting months. If you want to say something like "3 months, 4 months, 5 months, etc.", you will want to use Sino Korean numbers.

Here are some examples:

🔊 (Track 1-6)

a. 삼개월	3 months
b. 사개월	4 months
c. 오개월	5 months

There is also a way to count days which many people are not familiar with.

🔊 (Track 1-7)

a. 하루	one day
b. 이틀	two days
c. 사흘	three days
d. 나흘	four days
e. 닷새	five days

These can get a bit confusing and hard to remember (also rarely used), so just focus on counting up to five when it comes to counting days.

Telling Time

Telling time in Korean may seem difficult at first, but once you understand which numbers to use, it's easy to get the hang of. The word 시간 is used to refer to time.

For starters, telling time can use both Native and Sino Korean numbers. This may be confusing for some of you, but we will explain.

First, let's talk about the different times of the day. (next page)

🔊 (Track 1-8)

Time

Track 1-8

a.

오전
AM

b.

오후
PM

c.

아침
morning/breakfast

d.

정오
noon

e.


점심
lunch

f.

낮
day

g.

저녁
evening/dinner

h.

밤
night

i.

자정
midnight

j.

새벽
dawn

Track 1-9

l. 열두 시 (yeol-du si) 12 o' clock

a. 한 시 (han si) 1 o' clock

b. 두 시 (du si) 2 o' clock

c. 세 시 (se si) 3 o' clock

d. 네 시 (ne si) 4 o' clock

e. 다섯 시 (da-seot si) 5 o' clock

f. 여섯 시 (yeo-seot si) 6 o' clock

g. 일곱 시 (il-gop si) 7 o' clock

h. 여덟 시 (yeo-deol si) 8 o' clock

i. 아홉 시 (a-hop si) 9 o' clock

j. 열 시 (yeol si) 10 o' clock

k. 열한 시 (yeol-han si) 11 o' clock

Dom & Hyo

Text:

a. 오전	morning (AM)
b. 오후	afternoon (PM)
c. 아침	morning/breakfast
d. 정오	noon
e. 점심	lunch
f. 낮	day
g. 저녁	evening/dinner
h. 밤	night
i. 자정	midnight
j. 새벽	dawn

오전 and 오후 are only used with clocks in relation to telling time. Anything between midnight and noon will have 오전 next to it. Any time between noon and midnight will have 오후 next to it. These two words are also used to be more specific in time when referring to things like plane/train/boat tickets or situations where one is in the military.

Also, let's elaborate a bit on 새벽. Although it is simply referred to as 'dawn', more specifically, it refers to the time between midnight and dawn.

Now for a bit of other info on some of the other words. You may recognize 아침 and 저녁. These also refer to breakfast and dinner when referring to eating a meal.

For example:

아침을 먹다 and 아침식사를 하다 = to eat breakfast.

You can simply replace 아침 with 점심 or 저녁 to refer to eating lunch or dinner.

Another use for 아침 is to greet someone good night or good morning:

좋은 아침 = good morning

This also applies to night:

좋은 밤 = good night

However, 안녕하세요 and 안녕히 주무세요 are still more commonly used and you should probably always use these instead.

If you want an easy way to remember these, remember that 전 means before and 후 means after in relation to noon.

Now, let's get into telling time. Let's go one by one for the numbers on the clock.

🔊 (Track 1-9)

a. 한 시	1 o'clock
b.두 시	2 o'clock
c. 세 시	3 o'clock
d. 네 시	4 o'clock
e. 다섯 시	5 o'clock
f. 여섯 시	6 o'clock
g. 일곱 시	7 o'clock
h. 여덟 시	8 o'clock
i. 아홉 시	9 o'clock
j. 열 시	10 o'clock
k. 열한 시	11 o'clock
l. 열두 시	12 o'clock

Simple right? As you can see, numbers for the time on the hour use Native Korean numbers. Similar to knowing the months, if you know native Korean numbers 1-12,

you can tell the time by the hour in Korean. All you need to do is put 시 (means hours) after the number, and you can tell time by the hour.

So, what if you wanted to say something like 3:30, 6:30, 8:30, 10:30, etc.?

The Korean word for half is 반 so we also use this when referring to 30 minutes/half past the hour. So, let's take a look at the examples we listed above.
🔊 (Track 1-10)

a. 세 시 반	3:30
b. 여섯 시 반	6:30
c. 여덟 시 반	8:30
d. 열 시 반	10:30

Here you can see the time marker '분' is added. This is a time marker for minutes.

Now, to state these times in a sentence such as "it is 3:30", you would write the sentences like so:

세 시 반이에요. = It's 3:30
여섯 시 반이에요. = It's 6:30
여덟 시 반이에요. = It's 8:30
열 시 반이에요. = It's 10:30

"이에요" is the conjugated form of the verb 이다 which means 'to be'. Again, we aren't going too much into grammar in this course, but we are simply showing you where the conjugation comes from.

Also keep in mind that saying '삼십 분' is also acceptable for referring to half past the hour. Remember that 삼십 is the number 30 in Sino Korean.

세 시 삼십 분 = 3:30

What if you wanted to say times like 3:45. 3:25, 3:15? You would use the same concept we talked about for saying 30 minutes past the hour.

Know the Sino Korean number for the minute, and just combine it with the hour like so:

🔊 (Track 1-11)

a. 세 시 사십오 분	3:45
b. 세 시 사십 분이에요	It's 3:45
c. 세 시 이십오 분	3:25
d. 세 시 이십오 분이에요	It's 3:25
e. 세 시 십오 분	3:15
f. 세 시 십오 분이에요	It's 3:15

Lesson 1 Quiz (next page)

Practice #1

Look at the day in the 오늘 (today) column and write the correct days of the week in Korean for 어제 and 내일.

어제	오늘	내일
일요일	월요일 금요일 수용일 일요일 목요일 토요일 화요일	화요일

Dom & Hyo

Practice #2

Look at each time below, and write the time in Korean.

a. 11:00

_____

b. 3:30

_____

c. 5:30

_____

d. 1:00

_____

e. 4:00

_____

f. 12:30

_____

g. 7:00

_____

h. 2:30

_____

i. 10:30

_____

j. 8:00

_____

k. 5:00

_____

l. 6:30

_____

Dom & Hyo

Practice #3

Look at the month in the 이번달 column and write the correct month in Korean for 지난달 and 다음달.

지난달	이번달	다음달
칠월	팔월	구월
	일월	
	유월	
	이월	
	오월	
	시월	
	구월	
	삼월	
	십이월	
	사월	
	십일월	
	칠월	

Answer Key below

Dom & Hyo

Practice #1 Answer Key

Look at the day in the 오늘 (today) column and write the correct days of the week in Korean for 어제 and 내일.

어제	오늘	내일
일요일	월요일	화요일
모요일	금요일	토요일
화요일	수용일	목요일
토요일	일요일	월요일
수요일	목요일	금요일
금요일	토요일	일요일
월요일	화요일	수요일

Dom & Hyo

Practice #2 Answer Key

Look at each time below, and write the time in Korean.

a. 11:00
열한 시

b. 3:30
세 시 반

c. 5:30
다섯 시 반

d. 1:00
한 시

e. 4:00
네 시

f. 12:30
열두 시 반

g. 7:00
일곱 시

h. 2:30
두 시 반

i. 10:30
열 시 반

j. 8:00
열덟 시

k. 5:00
다섯 시

l. 6:30
여섯 시 반

Dom & Hyo

Practice #3 Answer Key

Look at the month in the 이번달 column and write the correct month in Korean for 지난달 and 다음달.

지난달	이번달	다음달
칠월	팔월	구월
십이월	일월	이월
오월	유월	칠월
일월	이월	삼월
사월	오월	유월
구월	시월	십일월
팔월	구월	시월
이월	삼월	사월
십일월	십이월	일월
삼월	사월	오월
시월	십일월	십이월
유월	칠월	팔월